

2012 ONTARIO BUILDING CODE REQUIREMENTS

9.8.8.3 Height of Guards

- 1) Except as provided in Sentences (2) to (4), all guards shall be not less than 1070MM (3ft 6 in) high.
- (2) All guards within dwelling units shall be not less than 900 mm (2 ft 11 1/16 in) high.
- (3) Exterior guards serving not more than one dwelling unit shall be not less than 900 mm (2 ft 11 1/16 in) high where the walking surface served by the guard is not more than 1800 mm (5 ft 11 in) above the finished ground level.
- (4) Guards for flights of steps, except in required exit stairs, shall be not less than 900 mm (2 ft 11 1/16 in) high.
- (5) The height of guards for flights of steps shall be measured vertically from a line drawn through the leading edge of the treads served by the guard.

9.8.8.5. Openings In Guards

- (1) Except as provided in Sentence (2), openings through any guard that is required by Article 9.8.8.1. shall be of a size that will prevent the passage of a spherical object having a diameter of 100 mm (4 in) unless it can be shown that the location and size of openings that exceed this limit do not represent a hazard.

Refer to TimberTech/AZEK Installation Guide for additional installation information.

This document is valid for one year from issue date. It may be renewable on an annual basis. Our OBC compliance evaluations compared data obtained from: Intertek/Architectural Testing Reports No.65314.01-119-19 dated APR.10-2008 and No.79283.01-119-19 dated APR.09-2008 and No.E1957.01-119-19 dated MARCH 27-2015.

2012 ONTARIO BUILDING CODE REQUIREMENTS	INTERTEK/ARCHITECTURAL TESTING COMPLIANCE REFERENCE
PART 9 – RESIDENTIAL USE (FROM Table 9.8.8.2 Specified Loads for Guards)	(Test Series No. & Test No.)
Horizontal Load Applied Inward or Outward at any Point at the Top of the Guard: 0.75 kN/m (52 lb/ft) or concentrated load of 1.0 kN (224 lb) applied at any point	2008 Test Series No.1 – Test No.3 Test Series No.3 – Test No.5 2015 Test Series No.1 – Test No.10
Horizontal Load Applied Inward or Outward on Elements Within the Guard, Including Solid Panels and Pickets: Concentrated load of 0.5 kN (112 lb) applied at any point on individual elements	2008 Test Series No.3 – Test No.1 & 2 2015 Test Series No.1 – Test No.10
Evenly Distributed Vertical Load Applied at the Top of the Guard: 1.5 kN/m (103 lb/ft)	2008 Test Series No.3 – Test No.4 2015 Test Series No.1 – Test No.10

AZEK Rail & Radiance Rail System

3/4" = 1'-0"

REVISION	DATE	DESCRIPTION
1	SEPT.20/17	RENEWAL
0	SEPT.21/15	ISSUED FOR O.B.C. COMPLIANCE

CLIENT: CPG BUILDING PRODUCTS
894 PRARIE AVENUE
WILMINGTON, OHIO 45177

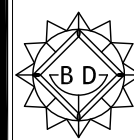
NOM DU PROJET: INTERTEK/ARCHITECTURAL TESTING
PROJECT NAME: 2012 ONTARIO BUILDING CODE COMPLIANCE

TITRE: TIMBERTECH RADIANCE RAIL & AZEK RAIL
TITLE: COMPOSITE GUARDRAIL SYSTEM

BY: N.L. CHECKED: J.S. SCALE: AS NOTED DATE: SEPT.8/15

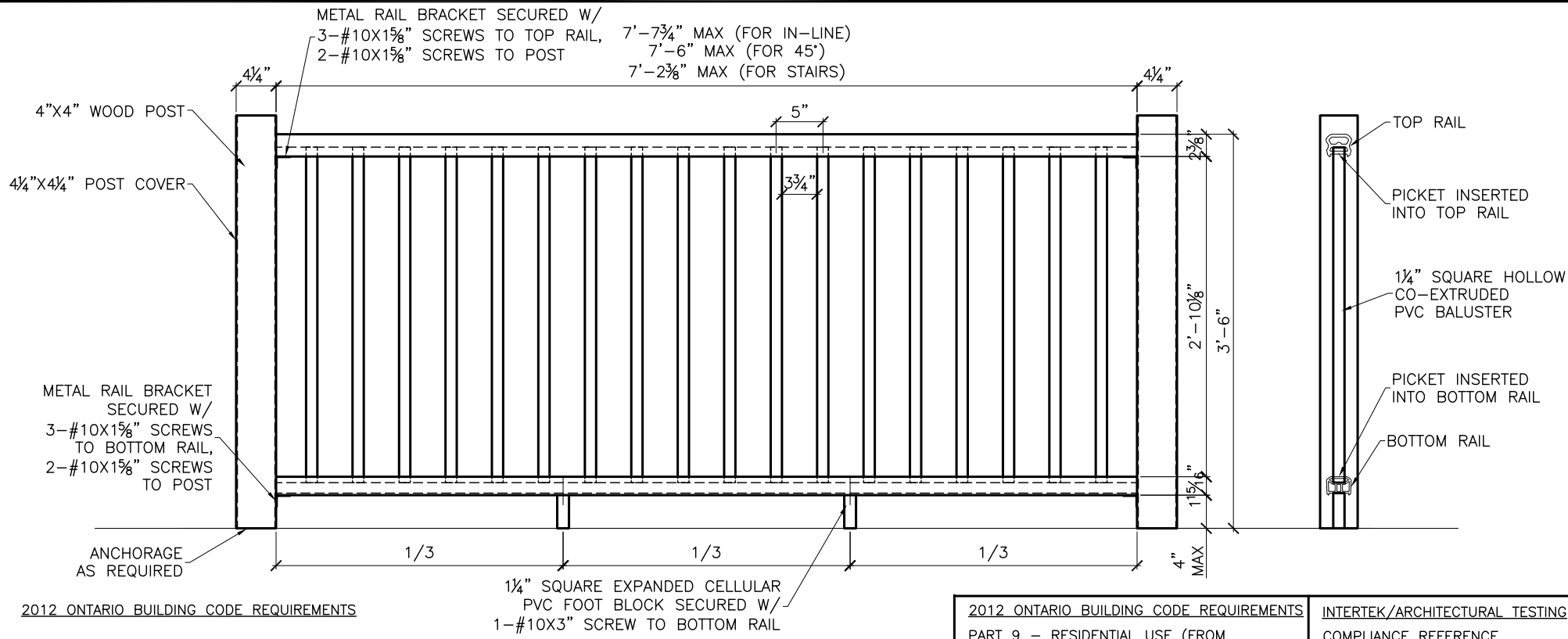
PROJECT NO.: BD2015-09-08

PROJECT NO.: BD-TT-RR-01



Bryte Designs

51A UNDERHILL DRIVE, SUITE # 210
TORONTO, ON M3A 2J8
TEL: 416-638-1932
FAX: 416-638-7305



NOTES FOR STAIR CONDITION:

USE SUPPLIED ACUTE ANGLE BRACKET AT TOP OF STAIR RUN WITH 2-#10X1 1/8" SCREWS TO RAIL, AND 2-#10X1 1/8" SCREWS TO POST.

USE SUPPLIED OBTUSE ANGLE BRACKET AT BOTTOM OF STAIR RUN WITH 2-#10X1" SCREWS TO RAIL, AND 2-#10X1 1/8" SCREWS TO POST.



2012 ONTARIO BUILDING CODE REQUIREMENTS

9.8.8.3 Height of Guards

- 1) Except as provided in Sentences (2) to (4), all guards shall be not less than 1070MM (3ft 6 in) high.
- (2) All guards within dwelling units shall be not less than 900 mm (2 ft 11 5/8 in) high.
- (3) Exterior guards serving not more than one dwelling unit shall be not less than 900 mm (2 ft 11 5/8 in) high where the walking surface served by the guard is not more than 1800 mm (5 ft 11 in) above the finished ground level.
- (4) Guards for flights of steps, except in required exit stairs, shall be not less than 900 mm (2 ft 11 5/8 in) high.
- (5) The height of guards for flights of steps shall be measured vertically from a line drawn through the leading edge of the treads served by the guard.

9.8.8.5. Openings In Guards

- (1) Except as provided in Sentence (2), openings through any guard that is required by Article 9.8.8.1. shall be of a size that will prevent the passage of a spherical object having a diameter of 100 mm (4 in) unless it can be shown that the location and size of openings that exceed this limit do not represent a hazard.

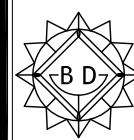
Refer to TimberTech/AZEK Installation Guide for additional installation information.

This document is valid for one year from issue date. It may be renewable on an annual basis. Our OBC compliance evaluations compared data obtained from: Intertek/Architectural Testing Reports No.A9084.01-119-19 dated OCT.07-20011 $3/4" = 1'-0"$

2012 ONTARIO BUILDING CODE REQUIREMENTS PART 9 – RESIDENTIAL USE (FROM Table 9.8.8.2 Specified Loads for Guards)	INTERTEK/ARCHITECTURAL TESTING COMPLIANCE REFERENCE (Test Series No. & Test No.)
Horizontal Load Applied Inward or Outward at any Point at the Top of the Guard: 0.75 kN/m (52 lb/ft) or concentrated load of 1.0 kN (224 lb) applied at any point	Test Series No.1 (In-Line Condition) Test Series No.2 (45° Condition) Test Series No.3 (Stair Condition)
Horizontal Load Applied Inward or Outward on Elements Within the Guard, Including Solid Panels and Pickets: Concentrated load of 0.5 kN (112 lb) applied at any point on individual elements	Test Series No.1 (In-Line Condition) Test Series No.2 (45° Condition) Test Series No.3 (Stair Condition)
Evenly Distributed Vertical Load Applied at the Top of the Guard: 1.5 kN/m (103 lb/ft)	Test Series No.1 (In-Line Condition) Test Series No.2 (45° Condition) Test Series No.3 (Stair Condition)

Radiance Rail Express System

3	SEPT.20/17	RENEWAL
2	SEPT.21/15	RENEWAL
1	SEPT.08/15	2012/2013
0	MAR.02/15	ISSUED FOR O.B.C. COMPLIANCE
REVISION	DATE	DESCRIPTION
CLIENT: CPG BUILDING PRODUCTS 894 PRARIE AVENUE WILMINGTON, OHIO 45177		
NOM DU PROJET: PROJECT NAME: INTERTEK/ARCHITECTURAL TESTING 2012 ONTARIO BUILDING CODE COMPLIANCE		
TITRE: TITLE: RADIANCE RAIL EXPRESS SYSTEM		
BY: N.L.	CHECKED: J.S.	SCALE: AS NOTED
DATE: FEB.29/12		
PROJECT NO.: BD2015-09-08	BD-TT-RRE-01	



Bryte Designs

51A UNDERHILL DRIVE, SUITE # 210
TORONTO, ON M3A 2J8
TEL: 416-638-1932
FAX: 416-638-7305