



TimberTech<sup>®</sup> Decking, Porch, and Railing products are engineered to resist stains and to provide decades of lasting beauty. However, all exterior products may become soiled with exposure to everyday spills, pets, environmental and construction dust and debris, pollen, and foot traffic.

TimberTech DeckCleaner is formulated, field tested, and approved for cleaning your TimberTech<sup>®</sup> AZEK Deck, Porch, or TimberTech<sup>®</sup> PRO<sup>™</sup> capped composite decking and railing. It is the best solution for seasonal cleanup, everyday spills, or stubborn spots.

Rest assured, using TimberTech DeckCleaner as instructed, and with the recommended brushes, will not damage TimberTech products or affect the warranty.

### Features & Benefits

- Concentrated
- Removes dirt, mold, mildew, dust, pollen and more
- Non-toxic, bleach-free, and biodegradable
- Cleans approximately 1,000 square feet of surface area when properly diluted
- Guaranteed not to damage TimberTech<sup>®</sup> products, or affect the warranty, when used as directed on the recommended products
- For best results, use the recommended brushes. Using the incorrect brush or cloth can make cleaning more difficult or even damage the decking or rail surface
- Not intended for wood or traditional composite decking (non-capped)

### Cleaning Product Usage Chart





	AZEK® Deck & Porch Collections			PRO™ Deck Collections			EDGE™ Deck Collections		Specialty Deck Collections		TimberTech Products			
	Vintage®	Harvest®	Arbor®	Legacy	Tropical	Terrain™	Premier	Prime	Reliaboard®	DockSider™	Capped Composite Rail	Aluminum Rail	DrySpace	Pavers
TimberTech DeckCleaner	•	•	•	•	•	•	•	•			•	•	•	•
Wash Safe Deck Cleaner									•	•				
Stiff Natural Fiber Deck Scrub Brush	•	•	•											•
Medium Stiffness Nylon Bristle Deck Scrub Brush				•	•	•	•	•	•	•				
Terry Cloth											•	•	•	

### Instructions:

#### 1. CHOOSE THE RIGHT BRUSH OR CLOTH:

PRODUCT	BRUSH TYPE
TimberTech® AZEK® Decking TimberTech® Porch TimberTech® Pavers	A stiff, natural fiber brush
TimberTech® PRO™ Decking TimberTech® EDGE™ Decking TimberTech® Specialty Decking	A medium to stiff nylon brush
TimberTech® Composite Railing AZEK® Trim & Moulding	A non-abrasive cloth

NOTE: Using an incorrect brush or cloth can make cleaning more difficult or even damage the surface.

2.  **DILUTE:** Shake the concentrate well, before mixing. For general cleaning, mix 1 part cleaner to 3 parts water. Note: One gallon of DeckCleaner concentrate makes 4 gallons of cleaner.
3.  **SCRUB:** Work in small areas. Saturate surface with cleaner for 30-60 seconds prior to scrubbing. Scrub with the grain and across the grain.
4.  **RINSE:** Thoroughly rinse off the DeckCleaner immediately after scrubbing. Do not let DeckCleaner dry onto the surface as it may leave a white residue that must be cleaned again.
5.  **DRY:** For best results, and to minimize water spots, dry the surface with a sponge mop, air blower, or towel.

**For stubborn spots, repeat the process.** Follow the cleaning process guidelines for the actual cleaning process.

It is good practice to test any cleaning product on a scrap piece or inconspicuous area to make sure it does not harm the surface. Avoid getting TimberTech DeckCleaner on other surfaces, including glass, stainless steel, and painted surfaces. Thoroughly rinse surfaces immediately if contact occurs. Water surrounding plantings prior to use, avoid unnecessary over spray, and rinse after cleaning.

For specific cleaning instructions and details visit [TimberTech.com/care-cleaning](http://TimberTech.com/care-cleaning)

