

# PRODUCT LINE



## Decking




### CAPPED WOOD COMPOSITES

Composite decking capped with a fully protective polymer shell that resists the elements that every deck endures.

#### Terrain



#### Tropical



#### Legacy



| Plank Dimensions | Solid Lengths |     |     | Grooved Lengths |     |     | 12" Fascia | 7 1/4" Fascia |
|------------------|---------------|-----|-----|-----------------|-----|-----|------------|---------------|
|                  | 12'           | 16' | 20' | 12'             | 16' | 20' | 12'        | 12'           |
| 0.94" x 5.360"   |               | •   | •   | •               | •   | •   | •          | •             |
| 0.94" x 5.360"   |               | •   | •   | •               | •   | •   | •          | •             |
| 0.94" x 5.360"   |               | •   | •   | •               | •   | •   | •          | •             |
| 0.94" x 5.360"   |               | •   | •   | •               | •   | •   | •          | •             |


### TRADITIONS

These practical composite decking options are designed for the value-conscious customer, while still offering a lifetime of low maintenance.


#### ReliaBoard®



#### TwinFinish®



#### DockSider™



| Plank Dimensions | Solid Lengths |     |     | Grooved Lengths |     |     | 12" Fascia | 7 1/4" Fascia |
|------------------|---------------|-----|-----|-----------------|-----|-----|------------|---------------|
|                  | 12'           | 16' | 20' | 12'             | 16' | 20' | 12'        | 12'           |
| 0.94" x 5.360"   | •             | •   | •   |                 |     |     |            |               |
| 0.94" x 5.360"   |               | •   | •   | •               | •   | •   | •          | •             |
| 1.25" x 5.5"     | •             | •   | •   |                 |     |     |            |               |

| END COATING | Cedar | Gray | Brown Oak | Silver Maple | Sandy Birch | Rustic Elm | Stone Ash | Antique Palm | Antigua Gold | Amazon Mist | Caribbean Redwood | Mocha | Pecan | Tigerwood | Ashwood | Classic Black | Traditional Black | Brick |
|-------------|-------|------|-----------|--------------|-------------|------------|-----------|--------------|--------------|-------------|-------------------|-------|-------|-----------|---------|---------------|-------------------|-------|
| Cedar       | •     |      |           |              | •           |            |           |              |              |             |                   |       |       |           |         |               |                   |       |
| Gray        |       | •    |           | •            |             |            | •         |              |              | •           |                   |       |       |           | •       |               |                   |       |
| Rosewood    |       |      |           |              |             |            |           |              |              |             | Source Locally    |       |       |           |         |               |                   | •     |
| Teak        |       |      |           |              |             |            |           |              | •            |             |                   |       | •     | •         |         |               |                   |       |
| Walnut      |       |      | •         |              |             | •          |           | •            |              |             |                   | •     |       |           |         |               | •                 |       |
| Black       |       |      |           |              |             |            |           |              |              |             |                   |       |       |           |         | •             |                   |       |

# PRODUCT LINE

## Railing



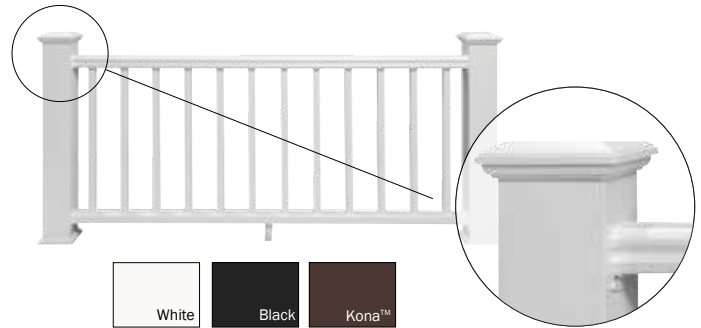
### RADIANCERAIL®

Smooth lines. Classic colors. Visible elegance. Invisible hardware RadianceRail adds a distinctive profile and high-end presence to any deck with myriad options to mix and match.



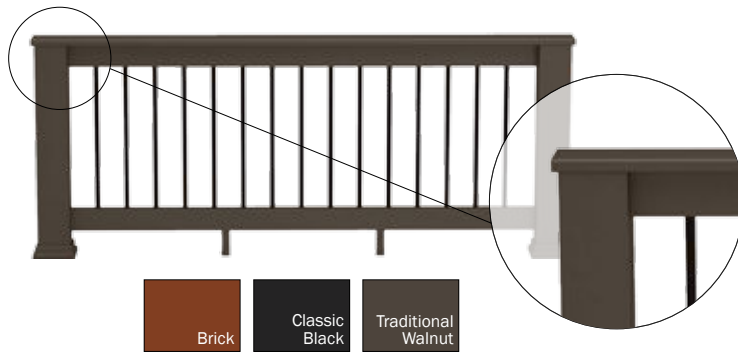
### RADIANCERAIL® EXPRESS

Specifically designed to allow quick, easy installation, RadianceRail Express offers a high-quality, capped composite railing system with a solid feel that looks like painted wood at a surprisingly affordable price.



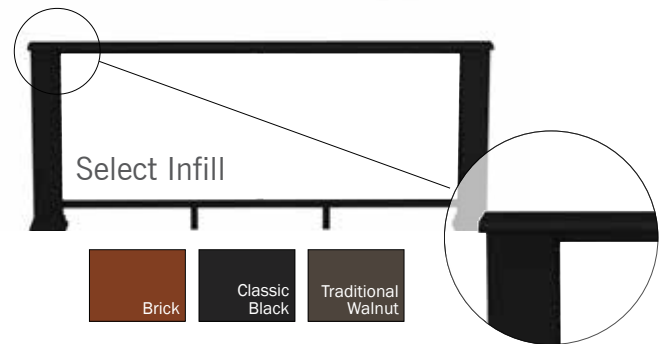
### EVOLUTIONS RAIL™ BUILDER

Evolutions Rail Builder Style offers a rustic design with a clean, flat, continuous top rail design in an affordable alternative.



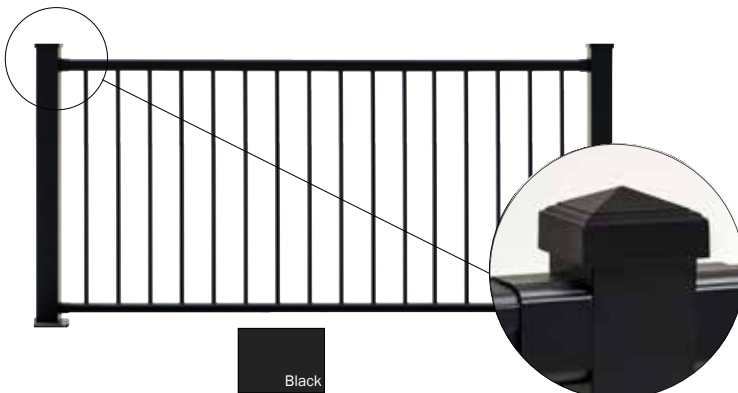
### EVOLUTIONS RAIL™ CONTEMPORARY

Evolutions Rail is a capped composite railing system that features a sleek, continuous top rail – uninterrupted by posts – and ingeniously designed to accommodate your choice of dramatic infill options.



### IMPRESSION RAIL™ - DUAL BRANDED

Classic aluminum railing that provides unobstructed views and easy installation.



TimberTech railing & lighting product specifics can be found on the next page.


# PRODUCT LINE

## Railing & Lighting





### INFILL OPTIONS


Composite



Evolutions Composite




Aluminum  
(Square & Round)



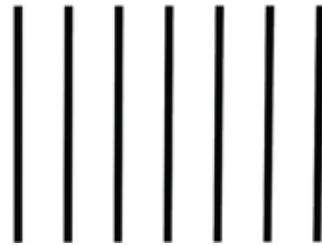
CableRail by Feeney



Glass



Metal (Round)  
Evolutions Rail  
Builder only



### RAILING ACCESSORIES



Gate Kit Hardware



Secure-Mount Post®



ADA Hand Rail

### LIGHTING



Post Cap Light



Riser Light



Accent Light



Under-Rail Light



In-Deck Light

TimberTech railing & lighting product specifics can be found on the next page.

# PRODUCT LINE

## Railing



| RADIANCE RAIL                      | LENGTH |    |     |     |
|------------------------------------|--------|----|-----|-----|
|                                    | 6'     | 8' | 10' | 16' |
| Complete Kits<br><i>White Only</i> | •      | •  |     |     |
| Rail Packs                         | •      | •  | •   |     |
| Custom Rail Packs                  | •      | •  | •   |     |

| RADIANCE RAIL EXPRESS | LENGTH |    |     |     |
|-----------------------|--------|----|-----|-----|
|                       | 6'     | 8' | 10' | 16' |
| Rail Packs            | •      | •  |     |     |
| Rail Pack for Stairs  |        | •  |     |     |

| POST SLEEVES         | HEIGHT |     |    |     |
|----------------------|--------|-----|----|-----|
|                      | 39"    | 42" | 8' | 12' |
| RadianceRail         |        | •   |    | •   |
| RadianceRail Express | •      |     | •  |     |
| Evolutions Rail*     |        | •   | •  |     |

| POST SLEEVES, CAPS & SKIRTS | SIZE  |       |
|-----------------------------|-------|-------|
|                             | 4 x 4 | 5 x 5 |
| RadianceRail                |       | •     |
| RadianceRail Express        | •     |       |
| Evolutions Rail*            |       | •     |

| COMPOSITE BALUSTERS           | LENGTH & HEIGHT |     |
|-------------------------------|-----------------|-----|
|                               | 36"             | 42" |
| RadianceRail**                | •               | •   |
| RadianceRail Express (Hollow) | •               | •   |
| Evolutions Rail Contemporary  | •               | •   |

| GLASS<br><i>RadianceRail</i><br><i>Evolutions Rail Contemporary</i><br><i>Evolutions Rail Builder</i> | COLORS |       |
|---|--------|-------|
|   | White  | Black |
| 6' Glass Channel  | •      | •     |

| EVOLUTIONS RAIL CONTEMPORARY | LENGTH |    |     |     |
|------------------------------|--------|----|-----|-----|
|                              | 6'     | 8' | 10' | 16' |
| Rail Packs                   | •      | •  |     |     |
| Top Rail                     |        |    |     | •   |

| EVOLUTIONS RAIL BUILDER | LENGTH |    |     |     |
|-------------------------|--------|----|-----|-----|
|                         | 6'     | 8' | 10' | 16' |
| BuilderBoard            | •      | •  |     |     |

| IMPRESSION RAIL<br>Available in Black | LENGTH |    |     |
|---------------------------------------|--------|----|-----|
|                                       | 6'     | 8' | 10' |
| Level Rail Kit 36"                    | •      | •  | •   |
| Stair Rail Kit 36"                    |        | •  |     |
| Level Rail Kit 42"                    | •      | •  | •   |
| Stair Rail Kit 42"                    |        | •  |     |

| IMPRESSION RAIL POST KITS<br>With Cap and Skirt | LEVEL RAIL HEIGHTS |     |
|---|--------------------|-----|
|   | 36"                | 42" |
| Post Kit 2" x 2" x 37"                          | •                  |     |
| Post Kit 3" x 3" x 38"                          | •                  |     |
| Post Kit 2" x 2" x 43"                          |                    | •   |
| Post Kit 2" x 2" x 54"                          |                    | •   |
| Post Kit 3" x 3" x 44"                          |                    | •   |
| Post Kit 3" x 3" x 54"                          |                    | •   |
| Over the Post Level Rail 2" x 2"                | •                  |     |
| Over the Post Stair Rail 2" x 2"                | •                  |     |

| CABLERAIL<br><i>RadianceRail &amp;</i><br><i>Evolutions Rail Contemporary</i> |
|---|
| 100' Stainless Steel Cable  |
| 500' Stainless Steel Cable  |
| 36" Hardware Kit  |
| 42" Hardware Kit  |
| 36" Intermediate Baluster (Straight & Stair)                                  |
| 42" Intermediate Baluster (Straight & Stair)                                  |
| Accessory Kit   |
| Cable Cutters   |
| Protector Sleeves (Packs of 20)   |

| ALUMINUM BALUSTERS<br>ROUND & SQUARE<br><i>RadianceRail</i> <i>Evolutions Rail</i><br><i>Contemporary</i> |
|---|
| 42" - Straight**  |
| 42" - Stair   |
| 36" - Straight*   |
| 36" - Stair   |

| METAL BALUSTERS<br>ROUND<br><i>Evolutions Rail Builder</i> |
|--|
| 42" - Straight   |
| 42" - Stair  |
| 36" - Straight   |
| 36" - Stair  |

\* No caps offered.

\*\* Also available in heights to provide a less than 2" gap from deck surface to bottom rail.

# PRODUCT LINE

## Railing & Lighting



| IMPRESSION RAIL ACCESSORIES                    | SIZES |         |    |    |    |
|--|-------|---------|----|----|----|
|  | 45°   | 22 1/2° | 4" | 2" | 3" |
| Level Rail Bracket Kit (set of 4)              | •     | •       |    |    |    |
| Level Rail Site Cut Bracket Kit (set of 4)     |       |         | •  |    |    |
| Fixed Stair Rail Bracket Kit (set of 4)        |       |         |    |    |    |
| Adjustable Stair Rail Bracket Kit (set of 4)   |       |         |    |    |    |
| Fastener Kit for Composite Posts and Top Rails |       |         |    |    |    |
| Installation Tool                              |       |         |    |    |    |
| Touch Up Paint                                 |       |         |    |    |    |
| Mounting Plate                                 |       |         |    | •  | •  |

| ADA HANDRAIL & ACCESSORIES<br>All AZEK Rail Profiles |
|--|
| 1.5" Dia. Straight Rail, 104" Length                 |
| Handrail Bracket                                     |
| Straight Joiner                                      |
| Adjustable Joiner                                    |
| Straight Wall Return                                 |
| Post Return  |
| 90 Degree Corner                                     |
| 90 Degree Inside Corner Bracket                      |
| Wall Return with Cover Plate                         |
| Joint Rings  |
| End Loop   |
| Rail End Caps  |

| LED LIGHTING<br><i>RadianceRail &amp; Evolutions Rail Contemporary</i> |
|--|
| 5" Post Cap Light  |
| 4" Post Cap Light  |
| Riser Light  |
| Accent Light (Black & White)   |
| Under Rail Light   |
| In Deck Light  |
| Transformer (12V, 150W)  |
| 100' Wire 16/2   |
| Wire Guides  |

| SECURE MOUNT POST  |
|--------------------|
| 4" Post            |
| 6" Post Attachment |
| Deck Mounting Kit  |

| GATE HARDWARE KIT<br><i>RadianceRail</i> |
|--|
| 36" Kit - Black                          |
| 36" Kit - White                          |

\* Also available in heights to provide a less than 2" gap from deck surface to bottom rail.

# PRODUCT LINE

## Fastening



### CONCEALoc™



| CONCEALoc<br>HIDDEN FASTENERS<br><i>Twin Finish &amp;<br/>Capped Composite</i> | CONTENTS   | COVERAGE<br><i>at 16" s.f.</i> |
|--|--|--------------------------------|
| Retail Cartons   | 175 Fasteners<br>184 Screws<br>Drive Bit           | 100 square feet                |
| Gun Pail   | 900 Fasteners<br>with Collated<br>Pneumatic Screws | 500 square feet                |
| Bulk Bucket  | 1,750 Fasteners                                    | 1,000 square feet              |

### TOPLoc®



#### TOPLoc® FASTENERS *All Deck Boards*

|                                     |
|-------------------------------------|
| 85 Square Feet<br>(Stainless Steel) |
| 100 Square Feet                     |
| 500 Square Feet                     |
| Fascia Pack (85 Lineal Feet)        |
| Fascia Bit                          |

### CORTEX®



#### CORTEX *Legacy, Tropical, TwinFinish*

100 Lineal Feet

### FUSIONLoc™



#### FUSIONLoc HIDDEN FASTENERS *All Grooved Products*

225 Square Feet

450 Square Feet

| DECK BOARDS        | TOPLoc COLORS |      |           |         |      |        |
|--------------------|---------------|------|-----------|---------|------|--------|
|                    | Cedar         | Gray | Dark Gray | Redwood | Teak | Walnut |
| Cedar              | •             |      |           |         |      |        |
| Gray               |               | •    |           |         |      |        |
| Brown Oak          |               |      |           |         |      | •      |
| Silver Maple       |               |      | •         |         |      |        |
| Sandy Birch        | •             |      |           |         |      |        |
| Rustic Elm         |               |      |           |         |      | •      |
| Stone Ash          |               | •    |           |         |      |        |
| Antigua Gold™      |               |      |           |         | •    |        |
| Antique Palm™      |               |      |           |         |      | •      |
| Amazon Mist™       |               |      | •         |         |      |        |
| Caribbean Redwood® |               |      |           | TBD     |      |        |
| Mocha              |               |      |           |         |      | •      |
| Pecan              |               |      |           |         | •    |        |
| Tigerwood          |               |      |           |         | •    |        |
| Ashwood            |               |      | •         |         |      |        |